



INDEPENDENT AUDITORS' REPORT
To the members Khawaja Securities (Private) Limited
Report on the Audit of the Financial Statements

Opinion

We have audited the annexed financial statements of **Khawaja Securities (Private) Limited** (the Company), which comprise the statement of financial position as at June 30, 2020, and the statement of profit or loss, the statement of comprehensive income, the statement of changes in equity, the statement of cash flows for the year then ended, and notes to the financial statements, including a summary of significant accounting policies and other explanatory information, and we state that we have obtained all the information and explanations which, to the best of our knowledge and belief, were necessary for the purposes of the audit.

In our opinion and to the best of our information and according to the explanations given to us, the statement of financial position, the statement of profit or loss, the statement of comprehensive income, the statement of changes in equity and the statement of cash flows together with the notes forming part thereof conform with the accounting and reporting standards as applicable in Pakistan and give the information required by the Companies Act, 2017 (XIX of 2017), in the manner so required and respectively give a true and fair view of the state of the Company's affairs as at June 30, 2020 and of the profit, other comprehensive income, the changes in equity and its cash flows for the year then ended.

Basis for Opinion

We conducted our audit in accordance with International Standards on Auditing (ISAs) as applicable in Pakistan. Our responsibilities under those standards are further described in the *Auditor's Responsibilities for the Audit of the Financial Statements* section of our report. We are independent of the Company in accordance with the International Ethics Standards Board for Accountants' *Code of Ethics for Professional Accountants* as adopted by the Institute of Chartered Accountants of Pakistan (the Code) and we have fulfilled our other ethical responsibilities in accordance with the Code. We believe that the audit evidence we have obtained is sufficient and appropriate to provide a basis for our opinion.

Information Other Than the Financial Statements and Auditor's Report Thereon

Management is responsible for the other information. The other information comprises the information included in the Annual Report, but does not include the financial statements and our auditor's report thereon.

Our opinion on the financial statements does not cover the other information and we do not express any form of assurance conclusion thereon.

In connection with our audit of the financial statements, our responsibility is to read the other information and, in doing so, consider whether the other information is materially inconsistent with the financial statements or our knowledge obtained in the audit or otherwise appears to be



materially misstated. If, based on the work we have performed, we conclude that there is a material misstatement of this other information; we are required to report that fact. We have nothing to report in this regard.

Responsibilities of Management and Board of Directors for the Financial Statements

Management is responsible for the preparation and fair presentation of the financial statements in accordance with accounting and reporting standards as applicable in Pakistan and the requirements of the Companies Act, 2017 (XIX of 2017) and for such internal control as management determines is necessary to enable the preparation of financial statements that are free from material misstatement, whether due to fraud or error.

In preparing the financial statements, management is responsible for assessing the Company's ability to continue as a going concern, disclosing, as applicable, matters related to going concern and using the going concern basis of accounting unless management either intends to liquidate the Company or to cease operations, or has no realistic alternative but to do so.

Board of Directors are responsible for overseeing the Company's financial reporting process.

Auditor's Responsibilities for the Audit of the Financial Statements

Our objectives are to obtain reasonable assurance about whether the financial statements as a whole are free from material misstatement, whether due to fraud or error, and to issue an auditor's report that includes our opinion. Reasonable assurance is a high level of assurance, but is not a guarantee that an audit conducted in accordance with ISAs as applicable in Pakistan will always detect a material misstatement when it exists. Misstatements can arise from fraud or error and are considered material if, individually or in the aggregate, they could reasonably be expected to influence the economic decisions of users taken on the basis of these financial statements.

As part of an audit in accordance with ISAs as applicable in Pakistan, we exercise professional judgment and maintain professional scepticism throughout the audit. We also:

- Identify and assess the risks of material misstatement of the financial statements, whether due to fraud or error, design and perform audit procedures responsive to those risks, and obtain audit evidence that is sufficient and appropriate to provide a basis for our opinion. The risk of not detecting a material misstatement resulting from fraud is higher than for one resulting from error, as fraud may involve collusion, forgery, intentional omissions, misrepresentations, or the override of internal control.
- Obtain an understanding of internal control relevant to the audit in order to design audit procedures that are appropriate in the circumstances, but not for the purpose of expressing an opinion on the effectiveness of the Company's internal control.
- Evaluate the appropriateness of accounting policies used and the reasonableness of accounting estimates and related disclosures made by management.
- Conclude on the appropriateness of management's use of the going concern basis of accounting and, based on the audit evidence obtained, whether a material uncertainty exists related to events or conditions that may cast significant doubt on the Company's ability to continue as a going concern. If we conclude that a material uncertainty exists, we are required



to draw attention in our auditor's report to the related disclosures in the financial statements or, if such disclosures are inadequate, to modify our opinion. Our conclusions are based on the audit evidence obtained up to the date of our auditor's report. However, future events or conditions may cause the Company to cease to continue as a going concern.

- Evaluate the overall presentation, structure and content of the financial statements, including disclosures, and whether the financial statements represent the underlying transactions and events in a manner that achieves fair presentation.

We communicate with the Board of Directors regarding, among other matters, the planned scope and timing of the audit and significant audit findings, including any significant deficiencies in internal control that we identify during our audit.

Report on Other Legal and Regulatory Requirements

Based on our audit, we further report that, in our opinion:

- a) Proper books of account have been kept by the Company as required by the Companies Act, 2017 (XIX of 2017);
- b) The statement of financial position, the statement of profit or loss, the statement of comprehensive income, the statement of changes in equity and the statement of cash flows together with the notes thereon have been drawn up in conformity with the Companies Act, 2017 (XIX of 2017) and are in agreement with the books of account and returns;
- c) Investments made, expenditure incurred and guarantees extended during the year were for the purpose of the Company's business;
- d) No zakat was deductible at source under the zakat and Ushr Ordinance, 1980 (XVIII of 1980); and
- e) The Company was in compliance with the requirement of section 78 of the Securities Act 2015, and the relevant requirements of Securities Brokers (Licencing and Operations) Regulations, 2016 as at the date on which the Financial Statements was prepared.

The engagement partner on the audit resulting in this independent auditor's report is Mr. Muhammad Aslam Khan.

IECnet S.K.S.S.S

IECnet S.K.S.S.S.
Chartered Accountants
Lahore



Date: October 06, 2020

KHAWAJA SECURITIES (PRIVATE) LIMITED

Financial Statements

For the Year Ended 30 June 2020


KHAWAJA SECURITIES (PRIVATE) LIMITED

Statement of Financial Position

As at 30 June, 2020

ASSETS	Note	2020 Rupees	2019 Rupees
Non-current assets			
Property and equipment	6	223,393	222,904
Intangible assets	7	5,200,000	5,200,000
Long term investments	8	19,605,539	19,158,233
Long term deposits	9	9,817,600	9,847,600
		34,846,533	34,428,737
Current assets			
Trade debts-net	10	3,661,114	7,000,363
Prepayments and advances	11	17,191,424	6,627,250
Other financial assets	12	12,193,184	8,298,744
Cash and bank balances	13	7,616,855	10,850,169
		40,662,576	32,776,526
		75,509,108	67,205,263
EQUITY & LIABILITIES			
Share capital and reserves			
Issued, subscribed and paid-up capital	14	76,301,850	76,301,850
Capital Reserve			
Unrealized surplus / (deficit) on re-measurement of investments measured at FVOCI		10,051,742	9,604,436
Revenue reserve			
Unappropriated profit		(23,895,464)	(29,560,113)
Total equity		62,458,128	56,346,173
Non-Current liabilities			
Long Term loan	15	2,900,000	-
Current liabilities			
Trade and other payables	16	10,150,979	10,536,929
Current tax liability	17	-	322,161
		10,150,979	10,859,090
Contingencies and commitments	18	-	-
		75,509,108	67,205,263

The annexed notes from 1 to 38 form an integral part of these financial statements.



Chief Executive Officer




Director



KHAWAJA SECURITIES (PRIVATE) LIMITED

Statement of Profit or Loss

For the year ended June 30, 2020

	Note	2020 Rupees	2019 Rupees
Operating revenue	19	4,541,223	3,433,605
Gain/(loss) on sale of short term investments		8,120	(730,985)
Unrealized gain/(loss) on remeasurement of investments classified at FVTPL		3,886,319	(9,199,189)
		8,435,662	(6,496,569)
Other income	20	560,654	-
Operating and administrative expenses	21	(2,935,234)	(2,517,644)
Operating profit / (loss)		6,061,083	(9,014,213)
Other operating expenses	22	(42,471)	-
Finance costs	23	(8,730)	(7,345)
Profit / (loss) before taxation		6,009,882	(9,021,558)
Income tax expense	24	(345,233)	(322,161)
Profit/(loss) for the year		5,664,649	(9,343,719)
Earnings/(loss) per share - basic	25		(0.12)

The annexed notes from 1 to 38 form an integral part of these financial statements.



Chief Executive Officer



Director

KHAWAJA SECURITIES (PRIVATE) LIMITED

Statement of Comprehensive Income

For the year ended June 30, 2020

	Note	2020 Rupees	2019 Rupees
Profit/(loss) for the year		5,664,649	(9,343,719)
Other comprehensive income			
Items that will not be reclassified subsequently to profit or loss			
Unrealized gain / (loss) during the period in the market value of investments measured at FVOCI		447,306	3,899,165
Total comprehensive income/(loss) for the year		6,111,955	(5,444,554)

The annexed notes from 1 to 38 form an integral part of these financial statements.



Chief Executive Officer



Director


KHAWAJA SECURITIES (PRIVATE) LIMITED

Statement of Cash Flows

For the year ended June 30, 2020

	2020	2019
Note	Rupees	Rupees
CASH FLOWS FROM OPERATING ACTIVITIES		
Profit before taxation	6,009,882	(9,021,558)
Adjustments:		
Depreciation and impairment	34,075	31,856
Provision for doubtful debts	31,533	(242,439)
Realized loss / (gain) on sale of short-term investments	(8,120)	730,985
Unrealized loss / (gain) on short-term investments	(3,886,319)	9,199,189
Long term deposits written off	30,000	
Dividend Income	(788,617)	(902,479)
	(4,587,447)	8,817,112
Operating profit before working capital changes	1,422,435	(204,446)
(Increase)/decrease in current assets		
Trade debts-net	3,307,716	(2,464,164)
Loans and advances	-	
Prepayments and advances	(11,105,937)	(2,882,629)
Increase/(decrease) in current liabilities		
Trade and other payables	(385,950)	9,249,566
	(8,184,170)	3,902,773
Cash generated from / (used in) operations	(6,761,736)	3,698,327
Proceeds from net sales of / (acquisition of) short-term investments	(1)	(3,942,894)
Dividend received	788,617	902,479
Taxes paid	(125,631)	(128,411)
	662,985	(3,168,826)
Net cash from operating activities	(6,098,751)	529,501
CASH FLOWS FROM INVESTING ACTIVITIES		
Acquisition of property and equipment	(34,565)	-
Increase in long-term loan	2,900,000	-
Net cash generated from / (used in) investing activities	2,865,435	-
CASH FLOWS FROM FINANCING ACTIVITIES		
Repayment of short-term borrowings	-	(499,999)
Net cash generated from / (used in) financing activities	-	(499,999)
Net (decrease)/increase in cash and cash equivalents	(3,233,316)	29,502
Cash and cash equivalents at the beginning of the year	15 10,850,169	10,820,667
Cash and cash equivalents at the end of the year	7,616,853	10,850,169

The annexed notes from 1 to 38 form an integral part of these financial statements.


Chief Executive Officer




Director

KHAWAJA SECURITIES (PRIVATE) LIMITED

Statement of Changes in Equity

For the year ended June 30, 2020

	Issued, subscribed and paid-up capital	Unappropriated profit/ (loss)	Unrealized surplus / (deficit) on re- measurement of investments measured at FVOCI	Total
Rupees.....			
Balance as at July 1, 2017	76,301,850	(3,848,685)	-	72,453,165
7,630,185 ordinary shares having face value of Rs. 10 each issued at par fully paid in cash during the year	-	-	-	-
Total comprehensive income for the year				
Profit for the year	-	(16,367,709)	-	(16,367,709)
Other comprehensive income/(loss)	-	-	5,705,271	5,705,271
	-	(16,367,709)	5,705,271	(10,662,438)
Balance as at June 30, 2018	76,301,850	(20,216,394)	5,705,271	61,790,727
Total comprehensive income for the year				
Profit for the year	-	(9,343,719)	-	(9,343,719)
Other comprehensive income/(loss)	-	-	3,899,165	3,899,165
	-	(9,343,719)	3,899,165	(5,444,554)
Balance as at June 30, 2019	76,301,850	(29,560,113)	9,604,436	56,346,173
Total comprehensive income for the year				
Profit for the year	-	5,664,649	-	5,664,649
Other comprehensive income/(loss)	-	-	447,306	447,306
	-	5,664,649	447,306	6,111,955
Balance as at June 30, 2020	76,301,850	(23,895,464)	10,051,742	62,458,128



The annexed notes from 1 to 38 form an integral part of these financial statements.

Chief Executive Officer



Director

KHAWAJA SECURITIES (PRIVATE) LIMITED

NOTES TO THE FINANCIAL STATEMENTS

For the year ended June 30, 2020

1. LEGAL STATUS AND NATURE OF BUSINESS

Khawaja Securities (Private) Limited (the "Company") was incorporated in Pakistan on December 27, 2006 as a private limited company, limited by shares, under the Companies Ordinance, 1984 repealed by Company Act 2017. The Company's registered office is situated at Room No. G-3 Ground Floor, North Tower Stock Exchange Building, Khayaban-e-Iqbal, and Lahore. The Company is a holder of Trading Rights Entitlement Certificate ("TREC") of Pakistan Stock Exchange Limited. The Company is principally engaged in the business of investment advisory, purchase and sale of securities, financial consultancy, brokerage, underwriting, portfolio management and securities research.

2. BASIS OF PREPARATION

2.1. Statement of compliance

These financial statements have been prepared in accordance with the accounting and reporting standards as applicable in Pakistan. The accounting and reporting standards as applicable in Pakistan comprises of:

- Financial Reporting Standard for Small and Medium Sized Entities (IFRS for SMEs) issued by the International Accounting Standards Board (IASB) as notified under the Companies Act, 2017; and
- Provisions of and directives issued under the Companies Act, 2017, and relevant provisions of the Securities Brokers (Licensing and Operations) Regulations 2016 (the "Regulations").

In case requirements differ, the provisions or directives of the Companies Act, 2017 and/or the Regulations shall prevail.

2.2. Accounting convention

These financial statements have been prepared under the historical cost convention, except:

- Investments in quoted equity securities (whether classified as assets at fair value through profit or loss, or at fair value through other comprehensive income), which are carried at fair value;
- Investments in unquoted equities, measured at fair value through other comprehensive income;
- Investments in associates, which are recorded in accordance with the equity method of accounting for such investments; and
- Derivative financial instruments, which is marked-to-market as appropriate under relevant accounting and reporting standards.

2.3. Functional and presentation currency

Items included in these financial statements are measured using the currency of the primary economic environment in which the Company operates. These financial statements are presented in Pak Rupees which is the Company's functional and presentation currency.

2.4. Accounting estimates and judgments

The preparation of financial statements in conformity with approved accounting standards requires management to make judgments, estimates and assumptions that affect the application of accounting policies and the reported amounts of assets, liabilities, income and expenses. The estimates and associated assumptions are continually evaluated and are based on historical experience as well as expectations of future events and various other factors that are believed to be reasonable under the circumstances, the results of which form the basis of making judgments about the carrying values of assets and liabilities that are not readily apparent from other sources. Actual results may differ from these estimates.

Areas involving a higher degree of judgment or complexity, or areas where assumptions and estimates are significant to the Company's financial statements are as follows:

- (i) Estimates of useful lives and residual values of items of property, plant and equipment (Note 5);
- (ii) Estimates of useful lives of intangible assets (Note 6);
- (iii) Fair values of unquoted equity investments (Note 7);
- (iv) Classification, recognition, measurement / valuation of financial instruments (Note 4.5); and
- (v) Provision for taxation (Note 15)



2.5. New standards, amendments / improvements to existing standards (including interpretations thereof) and forthcoming requirements

- 2.5.1. Amendments to approved accounting standards and interpretations which became effective during the year ended June 30, 2020
During the year, certain new accounting and reporting standards/amendments/interpretations became effective and applicable to the Company. However, since such updates were not considered to be relevant to the Company's financial reporting, the same have not been disclosed here.
- 2.5.2. New / revised accounting standards, amendments to published accounting standards and interpretations that are not yet effective.

The following International Financial Reporting Standards (IFRS Standards) as notified under the Companies Act, 2017 and the amendments and interpretations thereto will be effective for accounting periods beginning on or after the date specified below;

- Amendment to IFRS 3 'Business Combinations' - Definition of a Business (effective for business combinations for which the acquisition date is on or after the beginning of annual period beginning on or after January 01, 2020). The IASB has issued amendments aiming to resolve the difficulties that arise when an entity determines whether it has acquired a business or a group of assets. The amendments clarify that to be considered a business, an acquired set of activities and assets must include, at a minimum, an input and a substantive process that together significantly contribute to the ability to create outputs. The amendments include an election to use a concentration test. The application of the amendment is not likely to have an impact on the Company's financial statements.
- Amendments to IAS 1 'Presentation of Financial Statements' and IAS 8 'Accounting Policies, Changes in Accounting Estimates and Errors' (effective for annual periods beginning on or after January 01, 2020). The amendments are intended to make the definition of material in IAS 1 easier to understand and are not intended to alter the underlying concept of materiality in IFRS Standards. In addition, the IASB has also issued guidance on how to make materiality judgments when preparing their general purpose financial statements in accordance with IFRS Standards. The amendments are not likely to affect the financial statements of the Company.
- Interest rate benchmark reform which amended IFRS 9, IAS 39 and IFRS 7 is applicable for annual financial periods beginning on or after January 01, 2020. The G20 asked the Financial Stability Board (FSB) to undertake a fundamental review of major interest rate benchmarks. Following the review, the FSB published a report setting out its recommended reforms of some major interest rate benchmarks such as IBORs. Public authorities in many jurisdictions have since taken steps to implement those recommendations. This has, in turn, led to uncertainty about the long-term viability of some interest rate benchmarks. In these amendments, the term 'interest rate benchmark reform' refers to the market-wide reform of an interest rate benchmark including its replacement with an alternative benchmark rate, such as that resulting from the FSB's recommendations set out in its July 2014 report 'Reforming Major Interest Rate Benchmarks' (the reform). The amendments made provide relief from the potential effects of the uncertainty caused by the reform. A company shall apply the exceptions to all hedging relationships directly affected by interest rate benchmark reform. The amendments are not likely to affect the financial statements of the Company.
- Amendments to IFRS-16- IASB has issued amendments to IFRS 16 (the amendments) to provide practical relief for lessees in accounting for rent concessions. The amendments are effective for periods beginning on or after June 01, 2020, with earlier application permitted. Under the standard's previous requirements, lessees assess whether rent concessions are lease modifications and, if so, apply the specific guidance on accounting for lease modifications. This generally involves remeasuring the lease liability using the revised lease payments and a revised discount rate. In light of the effects of the COVID-19 pandemic, and the fact that many lessees are applying the standard for the first time in their financial statements, the Board has provided an optional practical expedient for lessees. Under the practical expedient, lessees are not required to assess whether eligible rent concessions are lease modifications, and instead are permitted to account for them as if they were not lease modifications. Rent concessions are eligible for the practical expedient if they occur as a direct consequence of the COVID-19 pandemic and if all the following criteria are met:
 - a. the change in lease payments results in revised consideration for the lease that is substantially the same as, or less than, the consideration for the lease immediately preceding the change;
 - b. any reduction in lease payments affects only payments originally due on or before 30 June 2021; and
 - c. there is no substantive change to the other terms and conditions of the lease.

The above amendments are not likely to affect the financial statements of the Company.



1. Classification of liabilities as current or non-current (Amendments to IAS 1) effective for the annual period beginning on or after January 01, 2022. These amendments in the standards have been added to further clarify when a liability is classified as current. The standard also amends the aspect of classification of liability as non-current by requiring the assessment of the entity's right at the end of the reporting period to defer the settlement of liability for at least twelve months after the reporting period. An entity shall apply those amendments retrospectively in accordance with IAS 8. The amendments are not likely to affect the financial statements of the Company.
2. Onerous Contracts – Cost of Fulfilling a Contract (Amendments to IAS 37) effective for the annual period beginning on or after January 01, 2022 amends IAS 1 by mainly adding paragraphs which clarifies what comprise the cost of fulfilling a contract, Cost of fulfilling a contract is relevant when determining whether a contract is onerous. An entity is required to apply the amendments to contracts for which it has not yet fulfilled all its obligations at the beginning of the annual reporting period in which it first applies the amendments (the date of initial application). Restatement of comparative information is not required, instead the amendments require an entity to recognize the cumulative effect of initially applying the amendments as an adjustment to the opening balance of retained earnings or other component of equity, as appropriate, at the date of initial application. The amendments are not likely to affect the financial statements of the Company.
3. Property, Plant and Equipment: Proceeds before Intended Use (Amendments to IAS 16) effective for the annual period beginning on or after January 01, 2022 clarifies that sales proceeds and cost of items produced while bringing an item of property, plant and equipment to the location and condition necessary for it to be capable of operating in the manner intended by management e.g. when testing etc., are recognized in profit or loss in accordance with applicable Standards. The entity measures the cost of those items applying the measurement requirements of IAS 2. The standard also removes the requirement of deducting the net sales proceeds from cost of testing. An entity shall apply those amendments retrospectively, but only to items of property, plant and equipment that are brought to the location and condition necessary for them to be capable of operating in the manner intended by management on or after the beginning of the earliest period presented in the financial statements in which the entity first applies the amendments. The entity shall recognize the cumulative effect of initially applying the amendments as an adjustment to the opening balance of retained earnings (or other component of equity, as appropriate) at the beginning of that earliest period presented. The amendments are not likely to affect the financial statements of the Company.

2.5.3. Annual Improvements to IFRS standards 2018-2020:

The following annual improvements to IFRS standards 2018-2020 are effective for annual reporting periods beginning on or after January 01, 2022.

- IFRS 9 – The amendment clarifies that an entity includes only fees paid or received between the entity (the borrower) and the lender, including fees paid or received by either the entity or the lender on the other's behalf, when it applies the '10 per cent' test in paragraph B3.3.6 of IFRS 9 in assessing whether to derecognize a financial liability.
- IFRS 16 – The amendment partially amends Illustrative Example 13 accompanying IFRS 16 by excluding the illustration of reimbursement of leasehold improvements by the lessor. The objective of the amendment is to resolve any potential confusion that might arise in lease incentives.
- IAS 41 – The amendment removes the requirement in paragraph 22 of IAS 41 for entities to exclude taxation cash flows when measuring the fair value of a biological asset using a present value technique.

The above amendments are not likely to affect the financial statements of the Company.

3. INITIAL APPLICATION OF IFRS 16

The Company financial statement's has no impact of the International Financial Reporting Standard (IFRS) 16 Leases.


4. SUMMARY OF SIGNIFICANT ACCOUNTING POLICIES

Significant accounting policies applied in the preparation of these financial statements are set out below. These policies have been consistently applied to all years presented.

4.1. Property and Equipment

Items of property and equipment are stated at cost less accumulated depreciation (if any) and impairment losses (if any). Cost includes expenditure that is directly attributable to the acquisition of the items.

Subsequent costs are included in the carrying amount as appropriate, only when it is probable that future economic benefits associated with the item will flow to the Company and its cost can be measured reliably. The carrying amount of the



replaced part is derecognized. All other repairs and maintenance are charged to the statement of profit or loss account during the year in which they are incurred. Subsequent costs are included in the asset's carrying amount or recognized as a separate asset, as appropriate, only when it is probable that future economic benefits associated with the item will flow to the Company and the cost of the item can be measured reliably. Where such subsequent costs are incurred to replace parts and are capitalized, the carrying amount of replaced parts is derecognized. All other repair and maintenance expenditures are charged to profit or loss during the year in which they are incurred.

Depreciation on all items of property and equipment is calculated using the reducing balance method, in accordance with the rates specified in note 5 to these financial statements and after taking into account residual value, if material. Residual values and useful lives are reviewed and adjusted, if appropriate, at each balance sheet date. Depreciation is charged on an asset from when the asset is available for use until the asset is disposed of.

An item of property and equipment is derecognized upon disposal or when no future benefits are expected from its use or disposal. Any gain or loss arising on asset derecognition (calculated as the difference between net disposal proceeds and the carrying amount of the asset) is included in the profit and loss account in the year in which the asset is derecognized.

The assets' residual values, depreciation methods and useful lives are reviewed, and adjusted if appropriate, at each financial year end. The Company's estimate of residual value of property and equipment as at June 30, 2020 did not require any adjustment.

4.2. Intangible assets

Intangible assets with indefinite useful lives, including Trading Right Entitlement Certificate ("TREC"), are stated at cost less accumulated impairment losses, if any. An intangible asset is considered as having an indefinite useful life when, based on an analysis of all relevant factors, there is no foreseeable limit to the period over which the asset is expected to generate net cash inflows for the Company. An intangible asset with an indefinite useful life is not amortized. However, it is tested for impairment at each balance sheet date or whenever there is an indication that the asset may be impaired. Gains or losses on disposal of intangible assets, if any, are recognized in the profit and loss account during the year in which the assets are disposed of.

4.2.1. Membership cards and offices

This is stated at cost less impairment, if any. The carrying amount is reviewed at each reporting date to assess whether it is in excess of its recoverable amount, and where the carrying value exceeds estimated recoverable amount, it is written down to its estimated recoverable amount.

4.3. Investment property

Investment properties are held for capital appreciation and are measured initially at its cost, including transaction costs.

Subsequent to initial recognition, investment properties are measured at fair value at each reporting date. The changes in fair value are recognized in the statement of profit or loss.

4.4. Investment in associates

Associates are all entities over which the Company has significant influence but not control. Investments in associates where the Company has significant influence are accounted for using the equity method of accounting. Under the equity method of accounting, investments in associates are initially recognized at cost and the carrying amount of investment is increased or decreased to recognize the Company's share of the associate's post-acquisition profits or losses in income, and its share of the post-acquisition movement in reserves is recognized in other comprehensive income.

4.5. Financial instruments

4.5.1. The Company classifies its financial assets in the following three categories:

- a) Financial assets measured at amortized cost;
- b) Financial assets measured at fair value through other comprehensive income (FVOCI); and
- c) Financial assets measured at fair value through profit or loss (FVTPL).

a) Financial assets measured at amortized cost

A financial asset is measured at amortized cost if it is held within business model whose objective is to hold assets to collect contractual cash flows, and its contractual terms give rise on specified dates to cash flows that are solely payments of principal and interest on principal amount outstanding.

Such financial assets are initially measured at fair value plus transaction costs that are directly attributable to the acquisition or issue thereof.

b) Financial assets at FVOCI

A financial asset is classified as at fair value through other comprehensive income when either:



- i. It is held within a business model whose objective is achieved by both collecting contractual cash flows and selling financial assets and its contractual terms give rise on specified dates to cash flows that are solely payments of principal and interest on the principal amount outstanding; or
- ii. It is an investment in equity instrument which is designated as at fair value through other comprehensive income in accordance with the irrevocable election available to the Company at initial recognition. Such financial assets are initially measured at fair value plus transaction costs that are directly attributable to the acquisition or issue thereof.

c) Financial assets at FVTPL

A financial asset shall be measured at fair value through profit or loss unless it is measured at amortized cost or at fair value through other comprehensive income, as aforesaid.

Such financial assets are initially measured at fair value.

4.5.2. Initial recognition

The Company recognizes an investment when and only when it becomes a party to the contractual provisions of the instrument evidencing investment.

Regular way purchase of investments are recognized using settlement date accounting i.e. on the date on which settlement of the purchase transaction takes place. However, the Company follows trade date accounting for its own (the house) investments. Trade date is the date on which the Company commits to purchase or sell its asset.

Transactions of purchase under resale (reverse-repo) of marketable securities including the securities purchased under margin trading system are entered into at contracted rates for specified periods of time. Amounts paid under these agreements in respect of reverse repurchase transactions are recognized as a receivable. The difference between purchase and resale price is treated as income from reverse repurchase transactions in marketable transactions / margin trading system and accrued on a time proportion basis over the life of the reverse repo agreement.

4.5.3. Subsequent measurement

a) Financial assets measured at amortized cost

These assets are subsequently measured at amortized cost (determined using the effective interest method) less accumulated impairment losses.

"Interest / markup income, foreign exchange gains and losses and impairment losses arising from such financial assets are recognized in the profit and loss account.

b) Financial assets at FVOCI

These are subsequently measured at fair value less accumulated impairment losses.

A gain or loss on a financial asset measured at fair value through other comprehensive income is recognized in other comprehensive income, except for impairment gains or losses and foreign exchange gains and losses, until the financial asset is derecognized or reclassified. When the financial asset is derecognized the cumulative gain or loss previously recognized in other comprehensive income is reclassified from equity to profit or loss as a reclassification adjustment (except for investments in equity instruments which are designated as at fair value through other comprehensive income in whose case the cumulative gain or loss previously recognized in other comprehensive income is not so reclassified). Interest is calculated using the effective interest method and is recognized in profit or loss.

c) Financial assets at FVTPL

These assets are subsequently measured at fair value.

Net gains or losses arising from remeasurement of such financial assets as well as any interest income accrued thereon are recognized in profit and loss account.

4.5.4. Impairment

Financial assets



The Company applies a three-stage approach to measure allowance for credit losses, using an expected credit loss approach as required under IFRS 9, for financial assets measured at amortized cost. The Company's expected credit loss impairment model reflects the present value of all cash shortfalls related to default events, either over the following twelve months, or over the expected life of a financial instrument, depending on credit deterioration from inception. The allowance / provision for credit losses reflect an unbiased, probability-weighted outcome which considers multiple scenarios based on reasonable and supportable forecasts.

Where there has not been a significant decrease in credit risk since initial recognition of a financial instrument, an amount equal to 12 months expected credit loss is recorded. The expected credit loss is computed using a probability of default occurring over the next 12 months. For those instruments with a remaining maturity of less than 12 months, a probability of default corresponding to the remaining term to maturity is used.

When a financial instrument experiences a significant increase in credit risk subsequent to origination but is not considered to be in default, or when a financial instrument is considered to be in default, expected credit loss is computed based on lifetime expected credit losses.

When determining whether the credit risk of a financial asset has increased significantly since initial recognition, and when estimating expected credit losses, the Company considers reasonable and supportable information that is relevant and available without undue effort or cost. This includes both quantitative and qualitative information and analysis, based on the Company's historical experience and informed credit assessments, including forward-looking information.

Forward-looking information includes reasonable and supportable forecasts of future events and economic conditions. These include macro-economic information, which may be reflected through qualitative adjustments or overlays. The estimation and application of forward-looking information may require significant judgment.

Loss allowances for financial assets measured at amortized cost are deducted from the gross carrying amount of the assets. The gross carrying amount of a financial asset is written off when the Company has no reasonable expectation of recovering a financial asset in its entirety or a portion thereof. The Company makes this assessment on an individual asset basis, after consideration of multiple historical and forward-looking factors. Financial assets that are written off may still be subject to enforcement activities in order to comply with the Company's processes and procedures for recovery of amounts due.

Non-financial assets

The carrying amounts of non-financial assets are assessed at each reporting date to ascertain whether there is any indication of impairment. If such an indication exists, the asset's recoverable amount - defined as the higher of the asset's fair value less costs of disposal and the asset's value-in-use (present value of estimated future cash flows using a pre-tax discount rate that reflects current market assessments of the time value of money and asset-specific risk) - is estimated to determine the extent of the impairment loss.

For the purpose of assessing impairment, assets are grouped into cash-generating units: the lowest levels for which there are separately identifiable cash flows.

4.6. Offsetting of financial assets and financial liabilities

Financial assets and liabilities are off-set and the net amount is reported in the statement of financial position if the Company has a legal right to set off the transaction and also intends either to settle on a net basis or to realize the asset and settle the liability simultaneously.

4.7. Trade debts and other receivables

Trade debts and other receivables are stated initially at amortized cost using the effective interest rate method.

Provision is made on the basis of lifetime ECLs that result from all possible default events over the expected life of the trade debts and other receivables. Bad debts are written off when considered irrecoverable.

4.8. Cash and cash equivalents

Cash and cash equivalents are carried at cost and include cash in hand, balances with banks in current and deposit accounts, stamps in hand, other short-term highly liquid investments with original maturities of less than three months and short-term running finances.

4.9. Borrowings

Borrowings are recognized initially at fair value, net of attributable transaction costs incurred. Borrowings are subsequently carried at amortized cost; any difference between the proceeds (net of transaction costs) and the redemption amount is recognized in the statement of profit or loss account over the period of the borrowings using the effective interest method.



4.10. Trade and other payables

Trade and other payables are recognized initially at fair value plus directly attributable cost, if any, and subsequently measured at amortized cost using the effective interest method. They are classified as current if payment is due within twelve months of the reporting date, and as non-current otherwise.

4.11. Staff retirement benefits

The Company did not have any retirement benefits plan.

4.12. Taxation

Income tax expense comprises current and deferred tax.

Current

Provision for current taxation is based on taxable income for the year determined in accordance with the prevailing law for taxation of income. The charge for current tax is calculated using rates enacted or substantively enacted at the reporting date, and takes into account tax credits, exemptions and rebates available, if any. The charge for current tax also includes adjustments, where necessary, relating to prior years which arise from assessments framed / finalized during the year.

Deferred

Deferred tax is accounted for using the balance sheet liability method in respect of all temporary differences at the reporting date between the tax base and carrying amount of assets and liabilities for financial reporting purposes

Deferred tax liabilities are generally recognized for all taxable temporary differences and deferred tax assets are recognized for all deductible temporary differences and carried forward unused tax losses, to the extent that it is probable that future taxable profit will be available against which the deductible temporary differences and carried forward unused tax losses can be utilized. Carrying amount of all deferred tax assets are reviewed at each reporting date and are reduced to the extent that it is no longer probable that the related tax benefit will be realized.

Deferred tax assets and liabilities are measured at the tax rates that are expected to apply to the period when the asset is realized or the liability is settled, based on the tax rates that have been enacted or substantially enacted by the reporting date.

Deferred tax is charged or credited in the statement of profit or loss account, except in the case of items credited or charged to comprehensive income or equity, in which case it is included in comprehensive income or equity.

4.13. Provisions

Provisions are recognized when the Company has a present legal or constructive obligation as a result of past event and it is probable that an outflow of economic benefits will be required to settle the obligation and a reliable estimate can be made. Provisions are reviewed at each reporting date and adjusted to reflect the current best estimate.

4.14. Revenue recognition

Revenue is recognized to the extent that it is probable that economic benefits will flow to the Company and the amount of revenue can be measured reliably. Revenue is measured at the fair value of the consideration received or receivable, net of any direct expenses. Revenue is recognized on the following basis:

- Brokerage and commission income is recognized when brokerage services are rendered.
- Dividend income is recognized when the right to receive the dividend is established.
- Return on deposits is recognized using the effective interest method.
- Income on fixed term investments is recognized using the effective interest method.
- Gains / (losses) arising on sale of investments are included in the profit and loss account in the period in which they arise.
- Unrealized capital gains / (losses) arising from marking to market financial assets are included in profit and loss (for assets measured at FVTPL) or OCI (for assets measured at FVOCI) during the period in which they arise.



- Income / profit on exposure deposits is recognized using the effective interest rate.

4.15. Dividend income

Dividends received from investments measured at fair value through profit or loss and at fair value through other comprehensive income. Dividends are recognized in the statement of profit or loss when the right to receive payment is established, it is probable that the economic benefits associated with the dividend will flow to the Company and the amount of the dividend can be measured reliably. This applies even if they are paid out of pre-acquisition profits, unless the dividend clearly represents a recovery of a part of the cost of an investment. In this case, dividend is recognized in other comprehensive income if it relates to an investment measured at fair value through other comprehensive income.

4.16. Mark up / interest income

Mark-up / interest income is recognized on a time proportion basis on the principal amount outstanding and at the rate applicable.

4.17. Borrowings

These are recorded at the proceeds received. Finance costs are accounted for on accrual basis and are disclosed as accrued interest / mark-up to the extent of the amount unpaid at the reporting date.

4.18. Borrowing costs

Borrowing costs are recognized as an expense in the period in which these are incurred except to the extent of borrowing costs that are directly attributable to the acquisition, construction or production of a qualifying asset. Such borrowing costs, if any, are capitalized as part of the cost of the relevant asset.

4.19. Fiduciary assets

Assets held in trust or in a fiduciary capacity by the Company are not treated as assets of the Company.

4.20. Foreign currency transactions and translation

Monetary assets and liabilities in foreign currencies are translated into functional currency at the rates of exchange prevailing at the balance sheet date. Transactions in foreign currencies are translated into functional currency at the rates of exchange prevailing on the dates of the transactions. Foreign exchange gains and losses resulting from the settlement of such transactions and from translation at year-end exchange rates of monetary assets and liabilities denominated in foreign currencies are recognized in income.

4.21. Derivative financial instruments

Derivative financial instruments are recognized at their fair value on the date on which a derivative contract is entered into. Subsequently, any changes in fair values arising on marking to market of these instruments are taken to the profit and loss account.

5. Related party transactions

All transactions involving related parties arising in the normal course of business are conducted and recorded at rates that are not less than market.



6 PROPERTY AND EQUIPMENT

Particulars	Cost				Accumulated Depreciation				Net book value as at 30 June 2020	Rate of dep
	As at 1 July 2019	Additions	Disposals	As at 30 June 2020	As at 1 July 2019	For the Year	Adjustments	As at 30 June 2020		
	Rupees									%
Furniture and fixtures	425,431	-	-	425,431	392,974	6,491	-	399,466	25,965	20%
Office equipment	590,150	34,565	-	624,715	420,487	23,879.35	-	444,366	180,349	10%
Computers	97,285	-	-	97,285	89,154	2,439	-	91,593	5,692	30%
Vehicles	54,000	-	-	54,000	41,348	1,265	-	42,613	11,387	10%
	1,166,866	34,565	-	1,201,431	943,962	34,075	-	978,038	223,393	

Particulars	Cost				Accumulated Depreciation				Net book value as at 30 June 2019	Rate of dep
	As at 1 July 2018	Additions	Disposals	As at 30 June 2019	As at 1 July 2018	For the Year	Adjustments	As at 30 June 2019		
	Rupees									%
Furniture and fixtures	425,431	-	-	425,431	384,860	8,114	-	392,974	32,457	20%
Office equipment	590,150	-	-	590,150	401,635	18,852	-	420,487	169,664	10%
Computers	97,285	-	-	97,285	85,669	3,485	-	89,154	8,131	30%
Vehicles	54,000	-	-	54,000	39,942	1,406	-	41,348	12,652	10%
	1,166,866	-	-	1,166,866	912,106	31,856	-	943,962	222,904	

Fixed assets register is not being maintained



7 INTANGIBLE ASSETS

	Note	2020 Rupees	2019 Rupees
Trading Rights Entitlement Certificate ("TREC")	7.1	2,500,000	2,500,000
PMEX Trading Certificate		2,700,000	2,700,000
		5,200,000	5,200,000
Impairment	7.2	-	-
		5,200,000	5,200,000

- 7.1 Pursuant to the Stock Exchange (Corporatization, Demutualization and Integration) Act, 2012, stock exchanges operating as guarantee limited companies were converted to public limited companies. Ownership rights in exchanges were segregated from the right to trade on an exchange. As a result of such demutualization and corporatization, the Company received shares of the relevant exchange and a Trading Rights Entitlement Certificate ("TREC") against its membership card.

The TREC has been recorded as an indefinite-life intangible asset pursuant to the provisions and requirements of IAS 38. As the TREC is not a commonly tradable instrument, the value approved by the Board of Directors of the Pakistan Stock Exchange Limited ("PSX") post-mutualization was used as the initial value of the intangible. The TREC, which has been pledged with the PSX to meet Base Minimum Capital ("BMC") requirements, is assessed for impairment in accordance with relevant approved accounting standards.

- 7.2 Vide its notice dated November 10, 2017, the PSX revised the notional value of the TREC to PKR 2.5 million. As a result, the Company recognized an impairment loss on the TREC in the amount of PKR 2.5 million in fiscal 2018.

8 LONG-TERM INVESTMENTS

	Note	2020 Rupees	2019 Rupees
Investments at fair value through OCI			
LSE Financial Services Limited (unquoted) - at fair value	8.1	19,158,233	15,259,068
Adjustment for remeasurement to fair value		447,306	3,899,165
		19,605,539	19,158,233

- 8.1 As a result of the demutualization and corporatization of stock exchanges as detailed in note 6.1, the Company received 843,975 shares of LSE Financial Services Limited. Of these, 60% (506,385 shares) were held in a separate Central Depository Company Limited ("CDC") sub-account, blocked until they are sold to strategic investors, financial institutions and/or the general public. The remaining shares (40% of total, or 337,590 shares) were allotted to the Company.

These shares are neither listed on any exchange nor are they actively traded. As a result, fair value has been estimated by reference to the latest break-up or net asset value per share of these shares notified by LSE Financial Services Limited (PKR 23.23 / per share as at 30 June 2020 compared to PKR 22.7 / per share as at June 30, 2019). Remeasurement to fair value resulted in a gain of PKR 447,306 (2019: PKR 3,899,165).

9 LONG-TERM DEPOSITS

	Note	2020 Rupees	2019 Rupees
Deposit for Rooms at LSE		8,417,600	8,417,600
National Clearing Company of Pakistan Limited		1,000,000	1,000,000
LSE Financial Services Limited		400,000	430,000
		9,817,600	9,847,600



10 TRADE & OTHER RECEIVABLES

	Note	2020 Rupees	2019 Rupees
Considered good	10.1	3,661,114	7,000,363
Considered doubtful		46,207,255	46,175,722
		<u>49,868,369</u>	<u>53,176,085</u>
Less: Provision for doubtful debts	10.2	46,207,255	46,175,722
		<u>3,661,114</u>	<u>7,000,363</u>

10.1 The Company holds client-owned securities with a total fair value of PKR 9,469,179 (2019: PKR 46,578,280) as collateral against trade debts. Refer to note 3.8 for details around the Company's methodology for computing estimated credit losses under the expected loss model under IFRS 9.

Trade & other receivable doesnot include any amount related to realted parties.

10.2 Movement in provision against trade debts is as under:

Opening balance (as at July 1)		46,175,722	46,418,161
Charged to profit and loss during the year		31,533	(242,439)
		<u>46,207,255</u>	<u>46,175,722</u>
Amounts written off during the year		-	-
Closing balance (as at June 30)		<u>46,207,255</u>	<u>46,175,722</u>

11 PREPAYMENTS & ADVANCES

Exposure margin with NCCPL		6,450,000	550,000
Other Receivables		9,638,999	-
Staff advances - unsecured, considered good		17,000	74,000
Loan to director		-	4,376,062
Income tax refundable		1,085,425	1,627,188
		<u>17,191,424</u>	<u>6,627,250</u>

11.1 INCOME TAX REFUNDABLE

	Note	2020 Rupees	2019 Rupees
Opening balance (as at July 1)		1,627,188	1,498,777
Add: Current year additions		125,631	128,411
		<u>1,752,819</u>	<u>1,627,188</u>
Less: Adjustment against previous year provision for taxation		322,161	-
Adjsutment against current year provision for taxation		345,233	
Balance at the end of the year		<u>1,085,425</u>	<u>1,627,188</u>

12 OTHER FINANCIAL ASSETS

	Note	2020 Rupees	2019 Rupees
Investments at fair value through profit or loss			
Investments in listed securities		<u>12,193,184</u>	<u>8,298,744</u>

Shares with fair value of PKR 3,159,970 (2019: PKR 9,116,977) have been pledged with NCCPL margin requirements.

13 CASH AND BANK BALANCES

	Note	2020 Rupees	2019 Rupees
Cash in hand		67,231	67,231
Cash at bank			
Client accounts	13.1	7,228,343	10,677,989



Proprietary accounts	321,280	104,949
	<u>7,616,855</u>	<u>10,850,169</u>

13.1 Cash at bank accounts includes customers' assets in the amount of PKR 7,228,343 (2019:10,677,989) held in designated bank accounts.

14 ISSUED, SUBSCRIBED AND PAID-UP CAPITAL

	Note	2020 Rupees	2019 Rupees
14.1 Authorized capital			
8,000,000 (2019: 8,000,000) ordinary shares of PKR 10 each.		<u>80,000,000</u>	<u>80,000,000</u>
14.2 Issued, subscribed and paid-up share capital			
7,630,185 (2019: 7,630,185) ordinary shares of PKR 10/- each, issued for cash		76,301,850	76,301,850
		<u>76,301,850</u>	<u>76,301,850</u>

14.3 Shareholders holding 5% or more of total shareholding

	Number of Shares		Percentage	
	2020	2019	2020	2019
Mr. Khawaja Muhammad Arif	7,477,583	7,477,583	98%	98.0%

15 Long Term Loan

	Note	2020 Rupees	2019 Rupees
Director Loan		<u>2,900,000</u>	<u>-</u>


16 TRADE AND OTHER PAYABLES

	Note	2020 Rupees	2019 Rupees
Trade creditors		3,194,876	9,065,027
Accrued expenses		535,385	437,921
Worker welfare fund -Punjab		42,471	-
Sales tax on commission		806,161	-
Other payables	16.1	5,572,085	1,033,979
		<u>10,150,978</u>	<u>10,536,927</u>

16.1 This includes PKR 1,873,049 (2019: PKR NIL) due to related parties.

17 CURRENT TAX LIABILITY

	Note	2020 Rupees	2019 Rupees
Balance at the beginning of the year		322,161	-
Add: Current Year Provision		345,233	322,161
		<u>667,394</u>	<u>322,161</u>
Less: Adjustment against previous year advance tax		322,161	-
Adjustment against current year advance tax		345,233	-
Balance at the end of the year		<u>322,161</u>	<u>322,161</u>



22. OTHER OPERATING EXPENSE

Worker welfare fund - Punjab

Note	2020 Rupees	2019 Rupees
	42,471	-
	<u>42,471</u>	<u>-</u>

23. FINANCE COSTS

Bank and other charges

Note	2020 Rupees	2019 Rupees
	8,730	7,345
	<u>8,730</u>	<u>7,345</u>

24. INCOME TAX EXPENSES

Current tax expense / (income)
for the year
prior years

Note	2020 Rupees	2019 Rupees
	345,233	322,161
	<u>345,233</u>	<u>322,161</u>

The tax provision made in the financial statements is considered sufficient.

25. EARNINGS PER SHARE

Basic earnings per share is calculated by dividing profit after tax for the year by the weighted average number of shares outstanding during the period, as follows:

	2020 Rupees	2020 Rupees
Profit / (loss) after taxation, attributable to ordinary shareholders	5,664,649	(9,343,719)
Weighted average number of ordinary shares in issue during the year	76,301,850	76,301,850
Earnings per share	0.07	(0.12)

No figure for diluted earnings per share has been presented as the Company has not issued any dilutive instruments carrying options which would have an impact on earnings per share when exercised.

26. REMUNERATION OF CHIEF EXECUTIVE, DIRECTORS AND EXECUTIVES

The aggregate amounts charged in the financial statements for remuneration, including benefits, to the chief executive, directors and executives of the Company as per the terms of their employment are as follows:


Chief Executive Officer

2020		2019	
Remuneration	# of persons	Remuneration	No of persons
4,350,000	1	304,000	1



27 FINANCIAL INSTRUMENTS BY CATEGORY

2020			
Amortized cost	FVOCI	FVTPL	Total
Rupees			

ASSETS**Non-current assets**

Long term deposits	9,817,600.00	-	-	9,817,600
Long term investment	-	19,605,539	-	19,605,539

Current assets

Other financial assets	-	-	12,193,184	12,193,184
Trade debts - net	3,661,114	-	-	3,661,114
Prepayments and advances	16,105,999	-	-	16,105,999
Cash and bank balances	7,616,855	-	-	7,616,855

LIABILITIES**Non-Current liabilities**

Long Term loan	2,900,000	-	-	2,900,000
----------------	-----------	---	---	-----------

Current liabilities

Trade and other payables	10,150,979	-	-	10,150,979
--------------------------	------------	---	---	------------

2019			
Amortized cost	FVOCI	FVTPL	Total
Rupees			

ASSETS**Non-current assets**

Long term deposits	9,847,600	-	-	9,847,600
Long term investment	-	19,158,233	-	19,158,233

Current assets

Other financial assets	-	-	8,298,744	8,298,744
Trade debts - net	7,000,363	-	-	7,000,363
Loans and advances	-	-	-	-
Deposits, prepayments and other receivables	6,627,250	-	-	6,627,250
Cash and bank balances	10,850,169	-	-	10,850,169

LIABILITIES**Current liabilities**

Trade and other payables	10,536,929	-	-	10,536,929
--------------------------	------------	---	---	------------



31 CAPITAL MANAGEMENT

31.1 The Company objectives when managing capital are to safeguard the company's ability as a going concern in order to provide returns for shareholders and benefits for other stakeholders and to maintain an optimal capital structure.

31.2 CAPITAL ADEQUACY

The Capital Adequacy level as required by CDC is Calculated as Follows

Total Assets

Less: Total Liabilities

Less: Revaluation Reserves (created upon revaluation of fixed assets)

Capital Adequacy Level

Notes	Amount (Rupees)
31.2.1	75,509,108
	(13,050,979)
	-
	62,458,128

31.2.1 While determining the value of the total assets of the TREC Holder, Notional value of TREC as at year ended as determined by Pakistan Stock Exchange has been considered.

31.3 NET CAPITAL BALANCE

Net capital requirements of the Company are set and regulated by Pakistan Stock Exchange Limited. These requirements are put in place to ensure sufficient solvency margins and are based on excess of current assets over current liabilities.

The Net Capital Balance as required under Third Schedule of Securities and Exchange Rules, 1971 read with the SECP guidelines is calculated as follows;

A. Description of Current Assets	Basis of Accounting	Notes	Amount (Rupees)
1 Cash in hand & Cash in bank	As per book value.		
Cash in hand			67,231
Cash at bank-House Account			321,280
Cash at bank-Client Account		13	7,228,343
			7,616,855
2 Exposure PSX		11	6,450,000
3 Trade receivables	Book value less those over due for more than 14 days.	10	49,868,368
Less: Out standing for more than 14 days			48,701,920
			1,166,448
4 Investment in listed securities in the name of company	Securities on the Exposure List to Market less 15 % discount.	12	12,193,184
			(1,828,978)
			10,364,206
5 Securities purchase for client			9,469,180
			35,066,689
B. Description of Current Liabilities			
1 Trade payables	Book value less those overdue for more than 30 days.	16	3,194,876
Less: Over due more than 30 days			299,258
			2,895,617
2 Other Liabilities	As classified under the generally accepted Accounting Principles.	16	7,255,361
			10,150,978
NET CAPITAL BALANCE			24,915,711


Chief Executive




Director

	iii. Cash in hand	67,231		67,231
1.19	Total Assets	75,509,108	51,698,836	27,471,386
2. Liabilities				
	Trade Payables			-
2.1	i. Payable to exchanges and clearing house	3,194,876		3,194,876
	ii. Payable against leveraged market products			-
	iii. Payable to customers			-
	Current Liabilities			-
	i. Statutory and regulatory dues			-
	ii. Accruals and other payables	6,913,632		6,913,632
	iii. Short-term borrowings			-
	iv. Current portion of subordinated loans			-
2.2	v. Current portion of long term liabilities			-
	vi. Deferred Liabilities			-
	vii. Provision for bad debts			-
	viii. Provision for taxation			-
	ix. Other liabilities as per accounting principles and included in the financial statements	42,471		42,471
	Non-Current Liabilities			
	i. Long-Term financing	2,900,000		2,900,000
	a. Long-Term financing obtained from financial instituon: Long term portion of financing obtained from a financial institution including amount due against finance lease			-
	b. Other long-term financing			-
	ii. Staff retirement benefits			-
2.3	iii. Advance against shares for increase in Capital of Securities broker: 100% haircut may be allowed in respect of advance against shares if: a. The existing authorized share capital allows the proposed enhanced share capital b. Boad of Directors of the company has approved the increase in capital c. Relevant Regulatory approvals have been obtained d. There is no unreasonable delay in issue of shares against advance and all regulatory requirements relating to the increase in paid up capital have been completed. e. Auditor is satisfied that such advance is against the increase of capital			
	iv. Other liabilities as per accounting principles and included in the financial statements			
	Subordinated Loans			
2.4	i. 100% of Subordinated loans which fulfill the conditions specified by SECP are allowed to be deducted: The Schedule III provides that 100% haircut will be allowed against subordinated Loans which fulfill the conditions specified by SECP. In this regard, following conditions are specified: a. Loan agreement must be executed on stamp paper and must clearly reflect the amount to be repaid after 12 months of reporting period b. No haircut will be allowed against short term portion which is repayable within next 12 months. c. In case of early repayment of loan, adjustment shall be made to the Liquid Capital and revised Liquid Capital statement must be submitted to exchange.			
	ii. Subordinated loans which do not fulfill the conditions specified by SECP			
2.5	Total Liabilities	13,050,978	-	13,050,978
3. Ranking Liabilities Relating to				
3.1	Concentration in Margin Financing The amount calculated client-to- client basis by which any amount receivable from any of the financees exceed 10% of the aggregate of amounts receivable from total financees.			
3.2	Concentration in securites lending and borrowing The amount by which the aggregate of: (i) Amount deposited by the borrower with NCCPL (ii) Cash margins paid and (iii) The market value of securities pledged as margins exceed the 110% of the market value of shares borrowed			
3.3	Net underwriting Commitments (a) in the case of right issue : if the market value of securites is less than or equal to the subscription price; the aggregate of: (i) the 50% of Haircut multiplied by the underwriting commitments and (ii) the value by which the underwriting commitments exceeds the market price of the securities. In the case of rights issue where the market price of securities is greater than the subscription price, 5% of the Haircut multiplied by the net underwriting (b) in any other case : 12.5% of the net underwriting commitments			
3.4	Negative equity of subsidiary The amount by which the total assets of the subsidiary (excluding any amount due from the subsidiary) exceed the total liabilities of the subsidiary			
3.5	Foreign exchange agreements and foreign currency positions 5% of the net position in foreign currency.Net position in foreign currency means the difference of total assets denominated in foreign cuurency less total liabilities denominated in foreign currency			
3.6	Amount Payable under REPO			
3.7	Repo adjustment In the case of financier/purchaser the total amount receivable under Repo less the 110% of the market value of underlying securites. In the case of financee/seller the market value of underlying securities after applying haircut less the total amount received ,less value of any securites deposited as collateral by the purchaser after applying haircut less any cash deposited by the purchaser.			
	Concentrated proprietary positions			



3.8	If the market value of any security is between 25% and 51% of the total proprietary positions then 5% of the value of such security .If the market of a security exceeds 51% of the proprietary position, then 10% of the value of such security		575,178	575,178
Opening Positions in futures and options				
3.9	i. In case of customer positions, the total margin requirements in respect of open positions less the amount of cash deposited by the customer and the value of securities held as collateral/ pledged with securities exchange after applying VaR haircuts			
	ii. In case of proprietary positions, the total margin requirements in respect of open positions to the extent not already met			
Short sell positions				
3.10	i. In case of customer positions, the market value of shares sold short in ready market on behalf of customers after increasing the same with the VaR based haircuts less the cash deposited by the customer as collateral and the value of securities held as collateral after applying VAR based Haircuts			
	ii. In case of proprietary positions, the market value of shares sold short in ready market and not yet settled increased by the amount of VAR based haircut less the value of securities pledged as collateral after applying haircuts.			
3.11	Total Ranking Liabilities	-		575,178

TOTAL

62,458,130

Liquid Capital

13,845,230



32 **RELATED PARTY TRANSACTIONS**

The related parties of the Company comprise of shareholders/ directors, key management personnel, entities with common shareholding, entities over which the directors are able to exercise influence and entities under common directorship. Transactions with related parties and the balances outstanding at year end are disclosed in the respective notes to the financial statements.

33 **EVENTS AFTER REPORTING PERIOD**

No events occurred after the reporting period that would require adjustment or disclosure in the financial statements.

34 **NUMBER OF EMPLOYEES**

Total number of employees at the end of year was 03 (2020: 13). Average number of employees was 03 (2019: 12)

35 **RELATED PARTY TRANSACTIONS:**

Related party comprises directors, significant transactions with related parties during the year are as under:

Name of the related party	Relation ship with company	Transactions during the year	2020 Rupees	2019
Khawaja Usman Arif	Director	Loan recived	2,300,000	-
Khawaja Muhamamd Arif	Director	Loan recived	600,000	-

36 **RE-CLASSIFICATION AND RE-ARRANGEMENTS**

Corresponding figures have been reclassified and re-arranged wherever necessary to reflect more appropriate presentation of events and transactions for the purpose of comparison, and in order to improve compliance with disclosure requirements.

37 **GENERAL**

Amounts have been rounded off to the nearest rupee, unless otherwise stated.

38 **AUTHORIZATION**

38.1 These financial statements were authorized for issue on October 6, 2020 by the Board of Directors of the Company.



Chief Executive





Director

